

ngs gardens open
for charity

Isle of Wight Gardens 2015



The National Gardens Scheme www.ngs.org.uk



**HONNOR & JEFFREY
GARDEN CENTRES**

DALVERTON GARDEN CENTRE
Lake, Sandown – Tel: 01983 868602

AFTON GARDEN CENTRE
Freshwater – Tel: 01983 752870



C.A.R. Gardens
Design, Landscape & Maintain
Celebrating 10 Years in Business

Tel: 01983 617008
Visit our new site: www.cargardens.co.uk

The Coastal Gardener
Blue Haze, Beachfield Rd, Bembridge, PO35 5TN
Tel 07977 550050

National Garden Scheme Open Days
Sunday 31st May & Saturday 27th June
Coastal Garden Design
as featured in Coast Magazine August 2014
Specialist Plant Nursery
coastal & drought tolerant plants
Events & Activities
in the garden & on the beach

www.thecoastalgardener.co.uk

ngs gardens open for charity

Isle of Wight

County Organiser

Jennie Fradgley
01983 730805
jenniemf805@yahoo.co.uk

County Treasurer

Jennie Fradgley
(as above)

Publicity

Jennie Fradgley
(as above)

Booklet Coordinator

Jennie Fradgley
(as above)

Assistant County Organisers

Mike Eastwood
01983 721060
mike@aristia.co.uk

Louise Ness
01983 551701
louiseness@gmail.com

Sally Parker
01983 612495
sallyparkeriow@btinternet.com

From the County Organiser and Team

This booklet is your guide to the many gardens open under The National Gardens Scheme on The Isle of Wight. We hope that you will be encouraged to visit as many of the gardens as possible. Most of the gardens are privately owned and do not usually open to the public. They vary greatly in size and theme, but you can be sure that all of the hard work that goes into the gardens will provide you with a really great visit (and the refreshments are a must!) A visit to an NGS garden is very good value for money and children usually enter for free. This year we have many new gardens for you to visit.

The team is always on the lookout for new gardens, garden groups or villages to join the scheme. We are always ready to take a look, so please contact us with details if you have prospective garden information. Please note that we need to have viewed prospective gardens by the middle of August.

We would like to take this opportunity to say thank you to our advertisers for their loyalty; this enables us to keep the cost of the booklet to a minimum.

Our County is very small compared to mainland counties but our enthusiasm is enormous. The team thank our garden owners for their hard work and their time.

As an Island we rely very heavily on local support as it is difficult on a nice day to pop over to The Isle of Wight, especially at the height of the season, so do help us to get the word around and pass on our booklets to others(we are always grateful if there is an offer to take a few booklets and spread them around).We hope that you enjoy your garden visits this year and thank you for supporting us.

Jennie, Sally, Louise and Mike

Since our foundation we have donated more than £42.5 million to charity

Symbols at the end of each garden entry indicate features and items of special interest at the garden.

- NEW** Gardens opening for the first time this year or re-opening after a long break.
- ◆ Garden also opens on non-NGS days. (Gardens which carry this symbol contribute to the NGS either by opening on a specific day(s) and/or by giving a guaranteed contribution).
- ♿ Wheelchair access to at least the main features of the garden.
- 🐕 Dogs on short leads welcome.
- 🌱 Plants usually for sale.
- NCH** Plant Heritage National Collection Holder.
- 🏠 Gardens that offer accommodation
- ☕ Refreshments are available, normally at a charge.

- 🏡 Garden designed by a Fellow, Member or Pre-registered Member of The Society of Garden Designers
- 🚐 Garden accessible to coaches. Coach sizes vary so please contact garden owner or County Organiser in advance to check details.

Group Visits Group Organisers may contact the County Organiser or a garden owner direct to organise a group visit to a particular county or garden. See page 3 for County Organiser contact details, or visit www.ngs.org.uk

Children must be accompanied by an adult.

Photography is at the discretion of the garden owner; please check first. Photographs must not be used for sale or reproduction without prior permission of the owner.

Share To indicates that a proportion of the money collected will be given to the nominated charity.

Toilets are not usually available at private gardens.

Opening Dates

All entries subject to change.
For latest information check www.ngs.org.uk

April

Saturday 25
23 Sunny Patch

May

Saturday 2
4 **NEW** The Beeches

Sunday 10
18 Northcourt Manor Gardens

Sunday 17
3 Badminton
16 **NEW** Morton Manor

Sunday 24
13 Meadowsweet

Wednesday 27
10 Funakoshi

Sunday 31
6 Blue Haze
14 Mill Farm
25 1 White Cottages

June

Festival Weekend

Saturday 6
5 Blenheim House

21 Rookley Manor

Sunday 7
5 Blenheim House
21 Rookley Manor

Sunday 14
7 **NEW** Bridge House
24 Thorley Manor

Saturday 20

1 Ashcliff

Sunday 21
1 Ashcliff
20 The Old Rectory

Saturday 27

6 Blue Haze
25 1 White Cottages

Sunday 28

17 **NEW** Ningwood Manor

July

Saturday 4
2 Ashknowle House

Sunday 5
2 Ashknowle House

Sunday 12
11 High Vista
19 Nunwell House

Saturday 25
23 Sunny Patch

August

Saturday 1
26 **NEW** Wroxall Village Gardens

Over 400 Volunteers help run the NGS – why not become one too?

ISLE OF WIGHT 5

Sunday 2

- 9 Crab Cottage
- 26 **NEW** Wroxall Village Gardens

Saturday 8

- 22 The Shute

Saturday 15

- 4 **NEW** The Beeches

Sunday 16

- 15 **NEW** Miramar Lodge

Sunday 30

- 16 **NEW** Morton Manor

Gardens open to the public

- 19 Nunwell House

By arrangement only

- 8 Clatterford House
- 12 Highwood

Also open by arrangement

- 5 Blenheim House
- 9 Crab Cottage
- 17 **NEW** Ningwood Manor
- 18 Northcourt Manor Gardens

The Gardens

1 ASHCLIFF

The Pitts, Bonchurch, nr Ventnor PO38 1NT. Judi & Sid Lines. From A3055 follow directions for Bonchurch. Follow signs for Bonchurch pond & park in village or continue, following signs for parking in Bonchurch Shute. Home-made teas. **Adm £3.50, chd free. Sat 20, Sun 21 June (11-4).**

The garden was started from a blank canvas 9 yrs ago and now contains many diverse areas of interest incl areas of sun and shade. Plantings are of interesting and unusual perennials, shrubs and trees over approx 1 acre blending into the natural landscape, part of which is a cliff.

**2 ASHKNOWLE HOUSE**

Ashknowle Lane, Whitwell, Ventnor PO38 2PP. Mr & Mrs K Fradgley. 4m W of Ventnor. Take the Whitwell Rd from Ventnor or Godshill. Turn into unmade lane next to Old Rectory. Field parking & disabled parking at house. Home-made teas. **Adm £4, chd free. Sat 4, Sun 5 July (11.30-4.30).**

A variety of features to explore in the grounds of this Victorian house. Informative woodland walks, borders, wildlife pond and other water features. Ongoing development of ornamental areas. The well maintained kitchen garden is highly productive and boasts a wide range of fruit and vegetables grown in cages, tunnels, glasshouses and raised beds. New orchard incl protected cropping. Display and DVD of red squirrel antics.

**3 BADMINTON**

Clatterford Shute, Carisbrooke, Newport PO30 1PD. Mr & Mrs G S Montrose, 01983 526143. 1 1/2 m SW of Newport. Free parking in Carisbrooke Castle car park. Garden signed approx 200yds. Parking for disabled can be arranged, please phone prior to opening. Home-made teas. **Adm £3.50, chd free. Sun 17 May (2-5).**


1 acre garden on sheltered south and west facing site with good vistas. Planted for yr-round interest with many different shrubs, trees and perennials to give variety, structure and colour. Natural stream with bridges and waterfall. Pond being developed alongside kitchen garden.



Please remember that most gardens are private property. They are open through the generosity and enthusiasm of their owners and have not been designed for the visiting public. When requested, please stay on the marked paths, avoid hazards and take care to avoid damaging plants. Thank you for your cooperation and enjoy your visit.

Take your Group to an NGS garden

6 ISLE OF WIGHT



The White Garden, Ningwood Manor
 photograph by Jennie Fradgley

4 **NEW** THE BEECHES

Chale Street, Chale, Ventnor PO38 2HE. Mr & Mrs Andrew & Anne Davidson, 01983 551876. Turn off A3055 at Chale onto B3399. Entrance between Old Rectory & bus stop, in gap in stone wall. On entry turn up the gravel drive towards our house which is two storey, tile hung. Tea. Adm £3, chd free. **Sat 2 May, Sat 15 Aug (10-5).**

A large garden laid out mainly to shrubs and border plants designed for colour and texture. A haven of peace with extensive 270 degree views of the countryside incl the south west coast of the island down to The Needles and Dorset beyond. Features incl a grassland meadow and pond for fish and wildlife (children to be supervised because of deep water). The garden is not easy for wheelchairs due to gravel driveway and some steps, however can be accommodated with prior arrangement.



5 BLENHEIM HOUSE

9 Spencer Road (use Market St entrance), Ryde PO33 2NY. David Rosewarne & Magie Gray, 01983 614675. Market St entrance behind Ryde Town Hall/Theatre. Tea. Adm £3, chd free. **Sat 6, Sun 7 June (2-5.30).** Visitors also welcome by arrangement May to Sept.

A garden developed over 9 yrs, exploring the decorative qualities and long term effects of pattern making, colour and texture. This terraced 116ft x 30ft sloping site is centred on a twisting red brick path that both reveals and hides interesting and contrasting areas of planting, creating intimate and secluded spaces that belie it's town centre location.



6 BLUE HAZE

24 Beachfield Road, Bembridge PO35 5TN. Gerry Price, www.thecoastalgardener.co.uk. Take B3395 for Bembridge. At Windmill Inn turn into Lane End, 2nd R into Egerton Rd, L into Howgate Rd, then 1st R onto unmade road. Home-made teas. **Combined adm with 1 White Cottages £3, chd free. Sun 31 May, Sat 27 June (11-4).**

A passion for plants, art and the coast inspired the creation of this small coastal garden which wraps around Blue Haze. Native coastal plants thrive alongside more cultivated species whilst sculptures made from objects washed ashore augment the theme. Fruit, vegetables and a small nursery are integrated into the garden making it productive as well as attractive. Flat gravel garden, wheelchair access to some areas may be difficult.



Bring a bag for plants – help us give more to charity

ISLE OF WIGHT 7

7 NEW BRIDGE HOUSE

Church Lane, Shalfleet, Newport PO30 4NF. Pam & Bruce. On banks of R Calbourne. One-way lane off Newport/Yarmouth road & opp New Inn. House on L & parking in village hall grounds up lane on R. Home-made teas at Shalfleet Village Hall. Adm £3, chd free. Sun 14 June (2-4).

A foliage garden on the banks of the little river Cal Bourne with its own waterfall and pool where eels and catfish come to feed each afternoon. Lots of lovely views, and planting for wildlife. Many different ferns and a good range of plants incl hostas, bulbs and trees. Features incl feeding the eels at 3pm and look out for the riverside treehouse. Partial wheelchair access.



8 CLATTERFORD HOUSE

Clatterford Shute, Carisbrooke PO30 1PD. Sylvia Clare & David Hughes, 01983 537338, sylvia.clare@btinternet.com, www.mindfullyalive.org.

1 1/2 m SW of Newport. On-site parking available for small groups of up to 10 cars. Adm £3.50, chd free. Visitors welcome by arrangement Mar to Apr on Sats & Suns from 21 Mar to 11 Apr only. Refreshments on request.

Developing garden, reclaimed in the year 2000 from derelict and overgrown property. Fantastic views enhance the naturalistic planting, managed for wildlife conservation using organic principles. Spring bulbs and early summer plantings worth seeing. Regular articles on the Hardy Plant Society website. Partial wheelchair access, please phone for details. Not suitable for motorised chairs.



Ed's Tents

Indian Tents For Hire

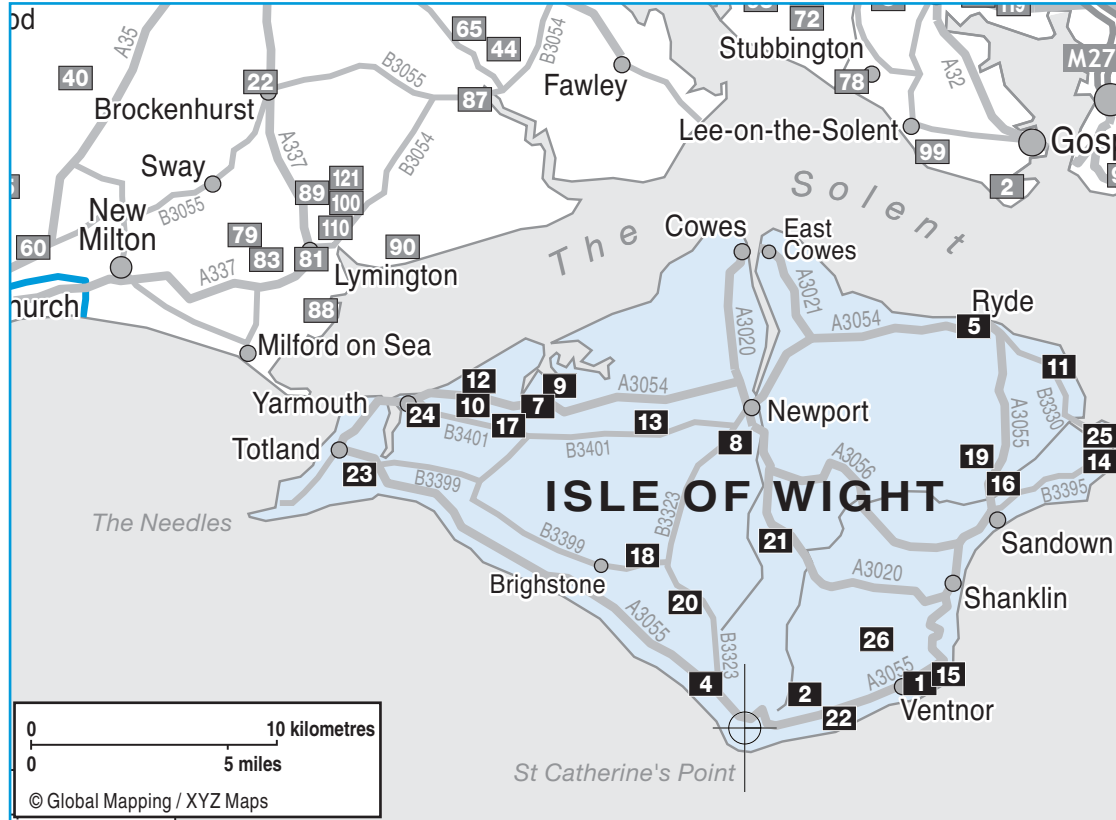
Weddings, Events, Private Parties

We have various sizes of tents accommodating 40-150 people
 We provide low level lounge seating, rugs, cushions, lanterns etc.
 We can also offer traditional seating on round tables and chairs.

Any enquiries please call us on 07971250957
 or visit our website www.eds-tents.com

Discover wonderful gardens near you at www.ngs.org.uk

8 ISLE OF WIGHT



9 CRAB COTTAGE

Mill Road, Shalfleet PO30 4NE. Mr & Mrs Peter Scott, mencia@btinternet.com. 4 1/2 m E of Yarmouth. Turn past New Inn into Mill Rd. Please park before going through NT gates. Entrance 1st on L, less than 5 mins walk. Home-made teas. Adm £3.50, chd free. Sun 2 Aug (11.30-5). Visitors also welcome by arrangement May to Aug.

1 1/4 acres on gravelly soil. Part glorious views across croquet lawn over Newtown Creek and Solent leading to wild flower meadow, woodland walk and hidden waterlily pond. Part walled garden protected from westerlies, with mixed borders, leading to terraced sunken garden with ornamental pool and pavilion; planted with exotics, tender shrubs and herbaceous perennials. Gravel path, uneven grass paths.



10 FUNAKOSHI

Cranmore Avenue, Yarmouth PO41 0XR. Mrs Helen Mount, 01983 761321. 2m E of Yarmouth. Just off the main Yarmouth/Newport road. There is a bus shelter opp the entrance to Cranmore Ave from the main road. Home-made teas. Adm £3, chd free. Wed 27 May (11-4.30).

Approx 1 acre of mixed planting designed for yr-round interest on heavy clay. Garden developed over last 6 yrs after being retrieved from yrs of neglect. Particular interest in growing South African plants and cultivated plants that are good for pollinating insects. Owner grows some less common or hard to find perennial plants blended with annuals and coordinates Hardy Plant Society National Conservation Scheme. Partial wheelchair access.



Every garden visit makes a difference



Highwood Nursery



Main Road, Rookley
01983 721011
Open Daily
February to October
November–January
Monday–Friday
9.30am–5pm/dusk

Largest perennial selection on the IOW

NGS gardens are identified by their yellow road signs and posters. They are selected as gardens of quality, character and interest.

Find a garden near you – download our free iOS app

10 ISLE OF WIGHT

11 HIGH VISTA

Seaview Lane, Seaview PO34 5DJ. Mrs Linda Bush. Location is at the top of Seaview Lane, just outside Nettlestone. Please park on main & side roads only. Home-made teas. Adm £3, chd free. Sun 12 July (10.30-5).

A small new garden by a new gardener which defies its size with immense variety and riot of colour. Sit under a vine covered pergola and enjoy the feeling of the Mediterranean. Lots of climbers, pots and planters with a kaleidoscope of colour. Small area given over to vegetables and a glasshouse. Sloping driveway from main road.

**12 HIGHWOOD**

Cranmore Avenue, Cranmore PO41 0XS. Mr & Mrs Cooper, 01983 760550, ross.cooper1934@talktalk.net. 2m E of Yarmouth on Yarmouth to Newport road. Bus shelter opp entrance to Cranmore Ave. Tea. Visitors welcome by arrangement.

A garden for all seasons. In spring, snowdrops, hepaticas and hellebores. In summer, perennials, grasses, ferns, wild flowers, and orchids particularly. In autumn, asters, berries and much colour. A wonderful contrast of sunny borders and shady woodland garden. S-facing slope leads to an oak copse. Clay soil, so good footwear needed if inclement weather. Features incl galanthus, wild orchids, and unusual perennials.

**13 MEADOWSWEET**

5 Great Park Cottages, off Betty-Haunt Lane, Carisbrooke PO30 4HR. Gunda Cross. 4m SW of Newport. From A3054 Newport/ Yarmouth road, turn L at Xrd Porchfield/Calbourne, over bridge into 1st lane on R. Parking along one side, on grass verge past house. Home-made teas. Adm £3.50, chd free. Sun 24 May (11.30-4.30).

From windswept barren 2 acre cattle field to developing tranquil country garden. Natural, mainly native, planting and wild flowers. Cottagey front garden, herb garden, orchard, fruit cage and large pond. The good life and a haven for wildlife! Flat level garden with grass paths.

**14 MILL FARM**

Mill Road, Bembridge PO35 5PD. Peter, Alice & Kirsty Summerhayes. Follow brown signs to Bembridge Windmill, come through NT gate, past windmill to the R. Limited parking on roadside. Home-made teas. Adm £3, chd free. Sun 31 May (2-5.30).

Delightful informal cottage garden surrounding C17 farmhouse (not open) in windswept location with wonderful views. The garden is set out in a number of areas incl a gravel garden, vegetable patch and orchard. Gravel drive.

**15 NEW MIRAMAR LODGE**

Bonchurch Shute, Ventnor PO38 1NX. Mrs Jane Buitenhuis. Off A3055 just E of Ventnor town. Entrance to small private country lane, which leads to Miramar Lodge, is adjacent to the V66 landslip & coastal path of landslip area. Road is also highlighted as East & West Miramar. Home-made teas. Adm £3, chd free. Sun 16 Aug (11-4.30).

Miramar Lodge sits on the famous Bonchurch landslip. Newly landscaped in 2014. Interesting hard scape products, which work with the various garden levels. Plants range from tropical, country garden and raised vegetable beds, with a careful choice of planting, colours and textures. Chris Barnes resident islander designed areas of Miramar. Miramar was once stables to the larger estate.



We are always interested to hear of gardens of quality, character and interest. If you know of any, please contact a County Organiser in your area, ideally just prior to the time when the garden is at its best.

Follow NGS Twitter at @NGSOpenGardens

16 NEW MORTON MANOR

Morton Manor Road, Brading, Sandown PO36 0EP. Mr & Mrs G Godliman. Off A3055 5m S of Ryde just out of Brading. At Yar Bridge T-lights turn into lower Adgestone Rd. Take next L into Morton Manor Rd. Home-made teas. **Adm £4, chd £1. Sun 17 May, Sun 30 Aug (11-4).**

A colourful garden of great plant variety. Mature trees incl many acers with a wide variety of leaf colour. Early in the season a display of rhododendrons, azaleas and camellias. Ponds, sweeping lawns, roses set on a sunny terrace and much more to see in this extensive garden surrounding a picturesque C16 Manor House (not open).

**17 NEW NINGWOOD MANOR**

Station Road, Ningwood, Nr Newport PO30 4NJ. Nicholas & Claire Oulton, 01983 761352, claireoulton@gmail.com. Nr Shalfleet. From Newport, turn L opp the Horse & Groom PH. Ningwood Manor is 300-400yds on the L. Please use 2nd set of gates. Tea. **Adm £4, chd free. Sun 28 June (12-4.30).** Visitors also welcome by arrangement June to July.

A 3 acre, landscape designed country garden with a walled courtyard garden, croquet lawn garden, white garden and kitchen garden. Much new planting has taken place over the last few yrs. The owners have several new garden projects underway, so the garden is a work in progress. Features incl a vegetable garden with raised beds and a small summerhouse, part of which is alleged to be Georgian.

**18 NORTH COURT MANOR GARDENS**

Main Road, Shorwell PO30 3JG.

Mr & Mrs J Harrison, 01983 740415, john@northcourt.info, www.northcourt.info. 4m SW of Newport. On entering Shorwell from Newport, entrance at bottom of hill on R. If entering from other directions head through village in direction of Newport. Garden on the L, on bend after passing the PO. Tea. **Adm £4.50, chd free. Sun 10 May (12-7).** Visitors also welcome by arrangement May to Oct with tea or light lunch for groups available.

15 acre garden surrounding large C17 Manor House (not open), incl walled kitchen garden, chalk stream, terraces, magnolias and camellias. Subtropical planting. Boardwalk along jungle garden. A large variety of plants enjoying the different microclimates. There are roses, primulas by the stream and hardy geraniums in profusion. Picturesque wooded valley around the stone manor house. Bathhouse and snail mount leading to terraces. 1 acre walled garden being restored. The house celebrates its 400th year anniversary in 2015.

Wheelchair access on main paths only.



		
FlowerGarden ...the florist with a difference Phone: (01983) 524 061		45 Upper St James Street Newport, Isle of Wight PO30 1LG

From tiny back plots to country estates ...

12 ISLE OF WIGHT

19 ♦ **NUNWELL HOUSE**

West Lane, Brading PO36 0JQ. Mr & Mrs S Bonsey, 01983 407240, www.nunwellhouse.co.uk. 3m S of Ryde. Signed off A3055 into Coach Lane. Home-made teas. Adm £4, chd £1. For NGS: Sun 12 July (1-5). For other opening times and information, please phone or see garden website.

5 acres of beautifully set formal and shrub gardens and old fashioned shrub roses prominent. Exceptional Solent views from the terraces. Small arboretum and walled garden with herbaceous borders. House (not open) developed over 5 centuries and full of architectural interest.

**20** ► **THE OLD RECTORY**

Kingston Road, Kingston PO38 2JZ. Derek & Louise Ness, www.theoldrectorykingston.co.uk. 8m S of Newport. Entering Shorwell from Carisbrooke, take L turn at mini r'about towards Chale (B3399). Follow road until Kingston sign, house 2nd on L after this. Park in adjacent field. Home-made teas. Adm £3.50, chd free. Sun 21 June (2-5).

Constantly evolving romantic country garden. Areas of interest incl the walled kitchen garden, orchard, formal and wildlife ponds and a wonderfully scented collection of old and English roses.

**21** ► **ROOKLEY MANOR**

Niton Road, Rookley PO38 3NR. Mr M Eastwood & Mr M von Brasch. Enter Niton Rd from Rookley Village. Manor is 8th house on R. Home-made teas. Adm £3.50, chd free. Sat 6, Sun 7 June (11-4).

A private, romantic 1 acre garden developed over a decade by an artist and a writer respecting the older trees and Georgian house built in 1782 (not open). Within the framework of the garden is a continuous exploration of the possibilities of new planting ideas that take into account shade, light and space. There will also be an art exhibition of six artists work as well as live harp music with Anna Sacchini.

**22** ► **THE SHUTE**

Seven Sisters Road, St. Lawrence, Ventnor PO38 1UZ. Mr & Mrs C Russell. 1/2 way along Seven Sisters Rd, opp bottom of St Lawrence Shute. Parking in Fishers or Twining Rd (2 mins walk) or in Undercliff Drive (10 min uphill walk). Sorry, no parking in our shared drive. Home-made teas. Adm £3, chd free. Sat 8 Aug (11-5).

Approx 3/4 acre, formerly part of a large Victorian garden. Views from the terrace across the lawn and white border to the sea. In the lower area we mix herbaceous planting with fruit and vegetables. Phlox perfumes the shaded pink border whilst annuals complement the dahlias and perennials in the hot border for a show of late summer colour.

**23** ► **SUNNY PATCH**

Victoria Road, Freshwater PO40 9PP. Mrs Eileen Pryer. 1/2 way between Freshwater Village & Freshwater Bay. Down Afton Rd, L at garage up Stroud Rd. Keep L just up from Parish Hall on same side. Parking in road outside house. Home-made teas. Adm £3, chd free. Sat 25 Apr, Sat 25 July (10-4.30).

A garden of an eccentric plantaholic and ornament collector. A light hearted garden of rooms which incl acers, magnolias and many herbaceous plants and shrubs, 2 ponds, a fairy wood, and a folly. Each season brings another treasure to the fore and the borders continue to grow. There are no paths and numerous yrs of moles has made the ground very uneven.

**24** ► **THORLEY MANOR**

Thorley, Yarmouth PO41 0SJ. Mr & Mrs Anthony Blest. 1m E of Yarmouth. From Bouldnor take Wilmingham Lane. House 1/2 m on L. Home-made teas. Adm £3.50, chd free. Sun 14 June (2-5).

Delightful informal gardens of over 3 acres surrounding Manor House (not

Join us on Facebook and spread the word

ISLE OF WIGHT 13

open). Garden set out in a number of walled rooms incl herb garden, colourful perennial and self seeding borders, sweeping lawn and shrub borders, plus unusual island croquet lawn. Venue renowned for excellent home-made teas and the eccentric head gardener.




25 1 WHITE COTTAGES

109 High Street, Bembridge PO35 5SF. Mr Nick Inigo Peirce, whitecottedaylilies.com. B3395 for Bembridge. The Old High St is straight on through village or past the NT Windmill if coming from Sandown or Brading. Home-made teas. Combined adm with Blue Haze £3, chd free. Sun 31 May, Sat 27 June (11-4).

A dry gravel garden, mainly used to grow and breed daylilies (Hemerocallis). They are in full bloom at the end of June and at the beginning of July. The garden is predominantly herbaceous mixed with grasses and thus the garden changes dramatically over the yr. Spring flowers provide interest before the daylilies and grasses, and the late perennials. The garden is long and narrow with narrow winding paths. 100 registered daylily varieties and seedlings in garden setting with seedling borders.





BRAMLEY PLANTS

SPECIALIST IN UNUSUAL HARDY PERENNIALS
INCLUDING NEW VARIETIES UNDER E.U.
PLANT BREEDERS LICENCE.

Telephone: 01983 867230
Mobile: 0781 6470779
Email: bramley.plants@virgin.net

We are pleased to support a number of the 2015
NGS garden openings on the island.

We are now island stockist of 'Showa' gardening
gloves, the ultimate in comfort and dexterity.

Also visit us during 2015 at all the major island
shows.

You can now purchase our plants at various retail
outlets including:

- Brighstone Village Shop
- Chale Green Stores
- The Old Smithy - Godshill
- Rosemary Vineyards - Ryde
- Flowers For You - Ventnor

Look out for the NGS yellow arrows ...

14 ISLE OF WIGHT

GROUP OPENING

26 NEW WROXALL VILLAGE GARDENS

Wroxall Community Centre, Station Road, Wroxall PO38 3DP. 2m N of Ventnor on B3327. Enter village from N & take Station Rd, L after church. Entering from S take Station Rd, R before church. Free car park opp community centre where tickets & map will be available. Cream teas in Wroxall Community Centre. Combined adm £4.50, chd free. **Sat 1, Sun 2 Aug (11-4).**

NEW BOX COTTAGE, BEACHFIELD ROAD

Mr & Mrs Vic & Yvette Hickin

NEW 22 COOMBE PARK

Mr Graham Dix

NEW HEBRON, COOMBE PARK

Eric Wilkinson & Julie Cole

NEW LITTLE FOXES, COOMBE PARK

Mr & Mrs Mike & Pat Botell

NEW MEADOW VIEW, COOMBE PARK

Mr & Mrs Wilfred & Patricia Gill

NEW 54 MOUNTFIELD ROAD

Mr & Mrs Alf & Rose Gallop

NEW 32 WEST STREET

Mr & Mrs Peter & Joyce Bayford

NEW 3 WORSLEY DRIVE

Mr & Mrs Richard & Lynn Dasham

NEW 47 YARBOROUGH ROAD

Stephanie Smith

THE GARLIC FARM SHOP
For that rather different souvenir
 Buy beautiful long-keeping garlic
 Finest Asparagus crowns for planting,
 available between March and June
 Lunch at our new licensed
 restaurant or take a coffee,
 and watch the red squirrels
 and peacocks
www.thegarlicfarm.co.uk

THE GARLIC FARM
 ON THE ISLE OF WIGHT
 Opening hours
 9am - 5pm
 Sun 10am - 4pm

Restaurant: 01983 867333
 Shop: 01983 865378
 The Garlic Farm
 Mersley Farm,
 Newchurch
 Isle of Wight,
 PO36 0NR
 Stay at
 The Garlic Farm
www.mersleyfarm.co.uk

The map shows the location of The Garlic Farm in Newchurch, Isle of Wight, near the A3050 and A3020 roads. Other nearby locations include Newport, Ryde, St Helens, Sandown, Shanklin, Godshill, Chale, Kingeston, Carisbrooke, Arreton, and Brading.

NGS National Gardens Festival Weekend – 6 & 7 June



Scabious
photograph by Louise Ness

Nestled in the heart of the small village of Wroxall you will find a collection of gardens in different styles, incl traditional cottage, productive and modern style planting. Some have been created from a blank canvas, while others have been cared for over many yrs. One garden features a natural spring that flows through many of the gardens that are open. All are within comfortable walking distance. The community centre will host a variety of stalls incl plants, house and garden signs, decorative painted stones, fruit and vegetables, clothes, and cream teas.



TEL: (01983) 811 966
30 ST. THOMAS' STREET, RYDE

A LA CARTE LICENSED RESTAURANT
WITH AUTHENTIC ITALIAN CUISINE
AND A GREAT SELECTION OF VINTAGE
ITALIAN WINES

DINE IN A COSY AND ROMANTIC
CANDLE-LIT ATMOSPHERE AND ENJOY
OUR FRIENDLY SERVICE

DELI CAFE OPEN ALL DAY 10AM - 5PM
LUNCH SERVED 12PM - 3PM
DINNER SERVED 5PM - 10PM
AFTERNOON SNACKS NOW AVAILABLE!

WWW.RISTORANTEMICHELANGELO.CO.UK

Share your passion: open your garden

ngs gardens open
for charity

WE ARE
MACMILLAN.
CANCER SUPPORT



hospiceUK

carerstrust
action · help · advice

Qni The Queen's
Nursing
Institute

National Trust

PARKINSON'S^{UK}
CHANGE ATTITUDES.
FIND A CURE.
JOIN US.

PERENNIAL
GARDENERS' ROYAL BENEVOLENT SOCIETY
Helping Horticulturists in Need Since 1839

Royal
Horticultural
Society

Sharing the best in Gardening

GARDEN
MUSEUM



Did you know?

With your help
The National Gardens
Scheme donated
£2.5 million to these
charities last year

Macmillan Cancer Support	£500,000
Marie Curie Cancer Care	£500,000
Hospices UK	£450,000
Carers Trust	£350,000
Queen's Nursing Institute	£200,000
NT Gardening Careerships	£120,000
Parkinson's UK	£150,000
Perennial	£147,000
RHS	£75,000
Garden Museum	£8,000
TOTAL	£2,500,000

Thank you

- 3800 gardens will open for the NGS in 2015.
- Since its foundation the NGS has given more than £43m to nursing, caring and gardening charities.
- To find out more please visit www.ngs.org.uk or phone **01483 211535**

©The National Gardens Scheme 2015
National Gardens Scheme, Hatchlands Park, East Clandon, Guildford, Surrey GU4 7RT
Registered in England & Wales, Charity No 1112664, Company No 5631421

Investec Wealth & Investment – national sponsor of the NGS